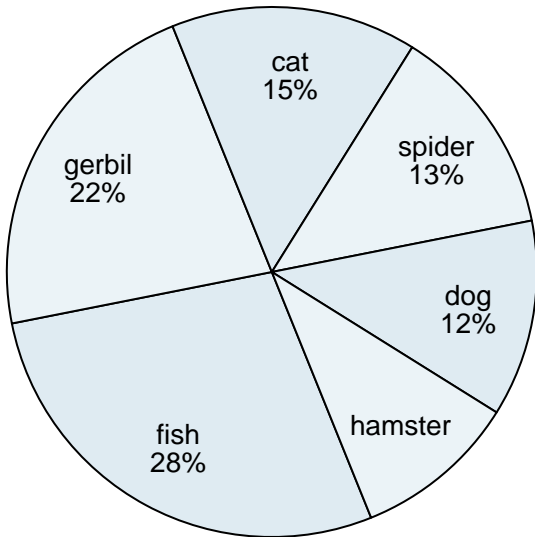




Use the graph to solve.

**Answers**

Favorite Pet




- 1) Which pet did the greatest number of people like?
- 2) Which pet did the least amount of people say was their favorite?
- 3) What percent of people said the hamster was their favorite pet?
- 4) What percent of people preferred either the cat or the hamster?
- 5) Which two pets did about half the people say was their favorite?

1. \_\_\_\_\_
2. \_\_\_\_\_
3. \_\_\_\_\_
4. \_\_\_\_\_
5. \_\_\_\_\_
6. \_\_\_\_\_
7. \_\_\_\_\_
8. \_\_\_\_\_
9. \_\_\_\_\_
10. \_\_\_\_\_

- 6) The most time was spent on which subject?
- 7) The least time was spent on which subject?
- 8) What percent of the time was spent working on english?
- 9) What is the combined amount of time spent on social studies and reading?
- 10) Which two subjects accounted for about half the time spent?

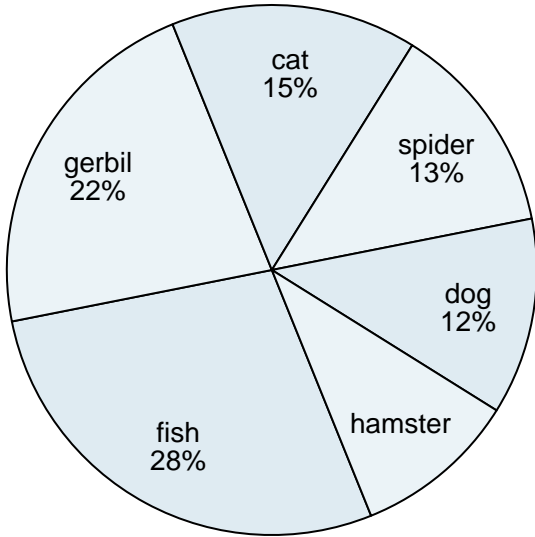
Time Spent on Homework





Use the graph to solve.

Favorite Pet




- 1) Which pet did the greatest number of people like?
- 2) Which pet did the least amount of people say was their favorite?
- 3) What percent of people said the hamster was their favorite pet?
- 4) What percent of people preferred either the cat or the hamster?
- 5) Which two pets did about half the people say was their favorite?

Answers

1. fish
2. hamster
3. 10%
4. 25%
5. fish & gerbil
6. social studies
7. math
8. 22%
9. 42%
10. social studies & english

- 6) The most time was spent on which subject?
- 7) The least time was spent on which subject?
- 8) What percent of the time was spent working on english?
- 9) What is the combined amount of time spent on social studies and reading?
- 10) Which two subjects accounted for about half the time spent?

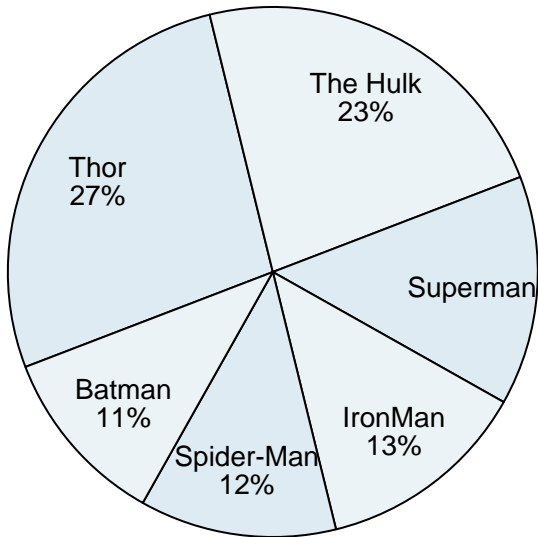
Time Spent on Homework





Use the graph to solve.

Favorite Superhero



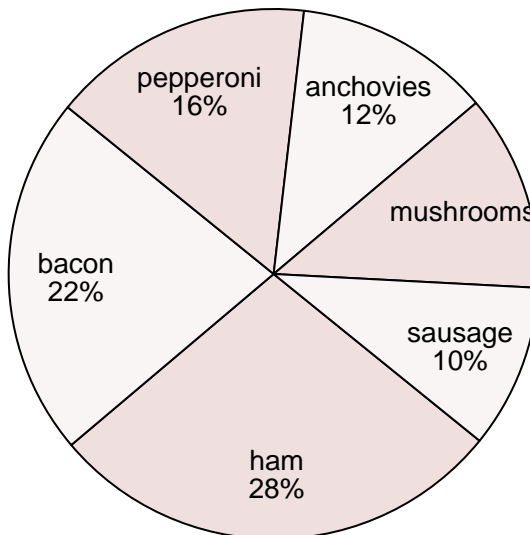
- 1) Which hero was the most popular?
- 2) Which hero was the least popular?
- 3) What percent of people said english was their favorite?
- 4) What percent of people said either spelling or reading was their favorite?
- 5) Which two heroes did about half the people say was their favorite?

**Answers**

1. \_\_\_\_\_
2. \_\_\_\_\_
3. \_\_\_\_\_
4. \_\_\_\_\_
5. \_\_\_\_\_
6. \_\_\_\_\_
7. \_\_\_\_\_
8. \_\_\_\_\_
9. \_\_\_\_\_
10. \_\_\_\_\_

- 6) Which topping was the most popular?
- 7) Which topping was the least popular?
- 8) What percent of people said mushrooms was their favorite?
- 9) What percent of people said either ham or pepperoni was their favorite?
- 10) Which two toppings did about half the people like the best?

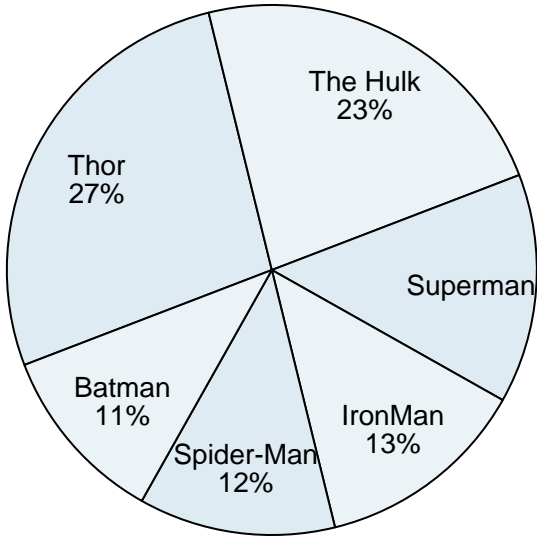
Favorite Pizza Topping





Use the graph to solve.

Favorite Superhero



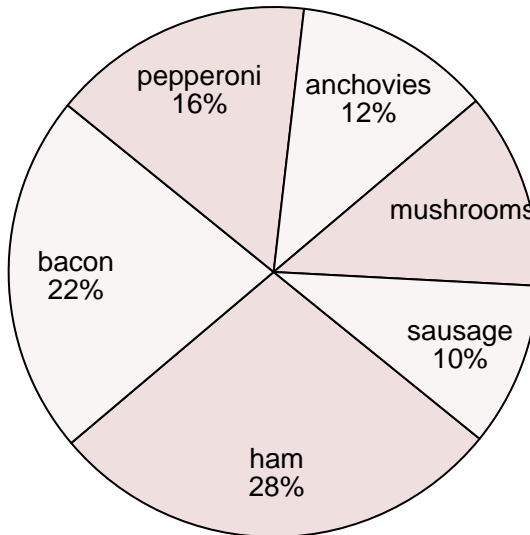
- 1) Which hero was the most popular?
- 2) Which hero was the least popular?
- 3) What percent of people said english was their favorite?
- 4) What percent of people said either spelling or reading was their favorite?
- 5) Which two heroes did about half the people say was their favorite?

Answers

1. social studies
2. reading
3. 22%
4. 26%
5. social studies & Thor
6. ham
7. sausage
8. 12%
9. 44%
10. ham & bacon

- 6) Which topping was the most popular?
- 7) Which topping was the least popular?
- 8) What percent of people said mushrooms was their favorite?
- 9) What percent of people said either ham or pepperoni was their favorite?
- 10) Which two toppings did about half the people like the best?

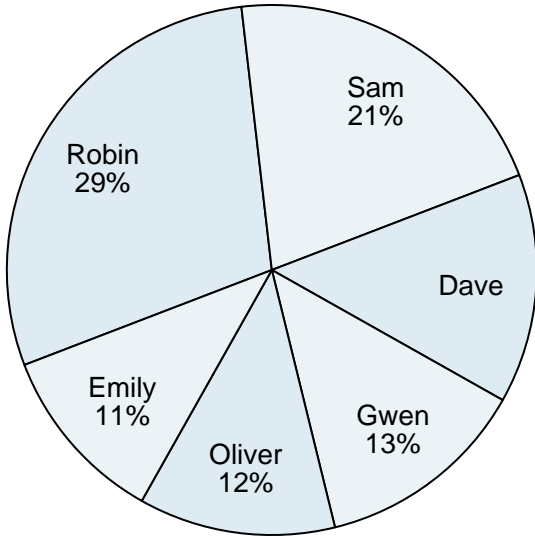
Favorite Pizza Topping





Use the graph to solve.

Class Election Results



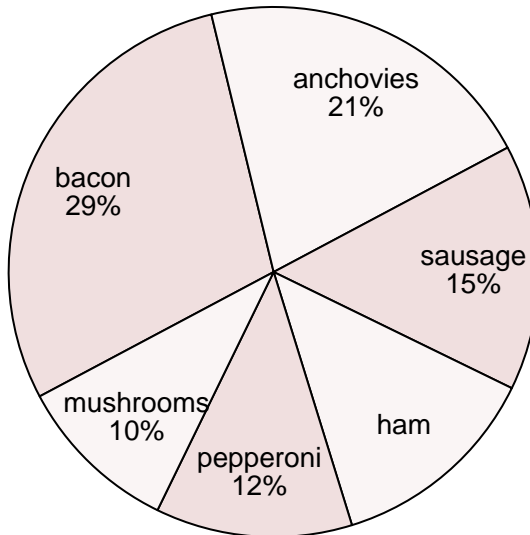
- 1) Who won the election?
- 2) Who got the least number of votes?
- 3) What percent of people voted for mushrooms?
- 4) What percent of people voted for either ham or pepperoni?
- 5) Which two candidates had about half the votes?

Answers

1. \_\_\_\_\_
2. \_\_\_\_\_
3. \_\_\_\_\_
4. \_\_\_\_\_
5. \_\_\_\_\_
6. \_\_\_\_\_
7. \_\_\_\_\_
8. \_\_\_\_\_
9. \_\_\_\_\_
10. \_\_\_\_\_

- 6) Which topping was the most popular?
- 7) Which topping was the least popular?
- 8) What percent of people said ham was their favorite?
- 9) What percent of people said either ham or mushrooms was their favorite?
- 10) Which two toppings did about half the people like the best?

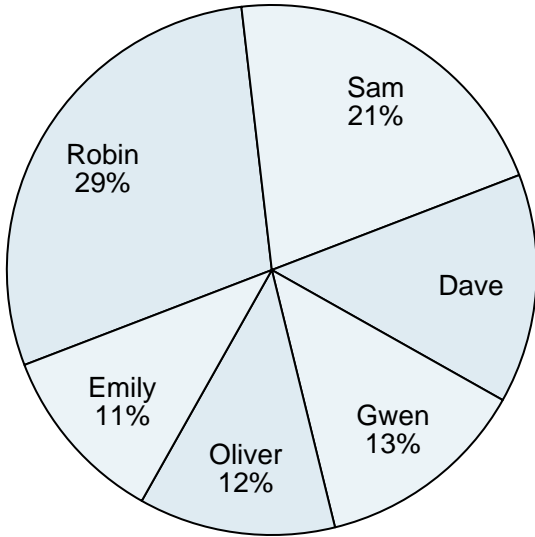
Favorite Pizza Topping





Use the graph to solve.

Class Election Results



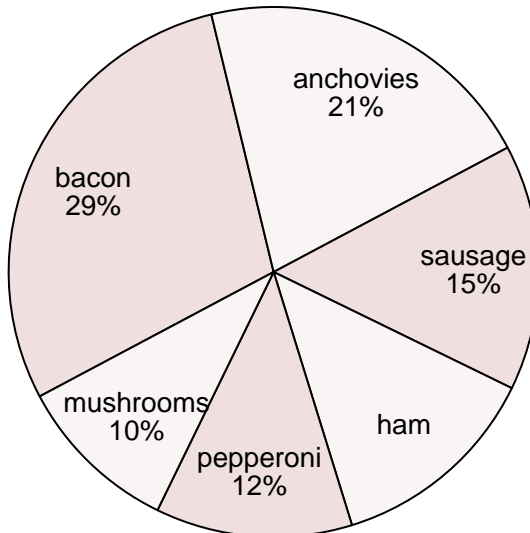
- 1) Who won the election?
- 2) Who got the least number of votes?
- 3) What percent of people voted for mushrooms?
- 4) What percent of people voted for either ham or pepperoni?
- 5) Which two candidates had about half the votes?

Answers

1. **Robin**
2. **Dave**
3. **12%**
4. **44%**
5. **Robin & ham**
6. **bacon**
7. **mushrooms**
8. **13%**
9. **23%**
10. **bacon & anchovies**

- 6) Which topping was the most popular?
- 7) Which topping was the least popular?
- 8) What percent of people said ham was their favorite?
- 9) What percent of people said either ham or mushrooms was their favorite?
- 10) Which two toppings did about half the people like the best?

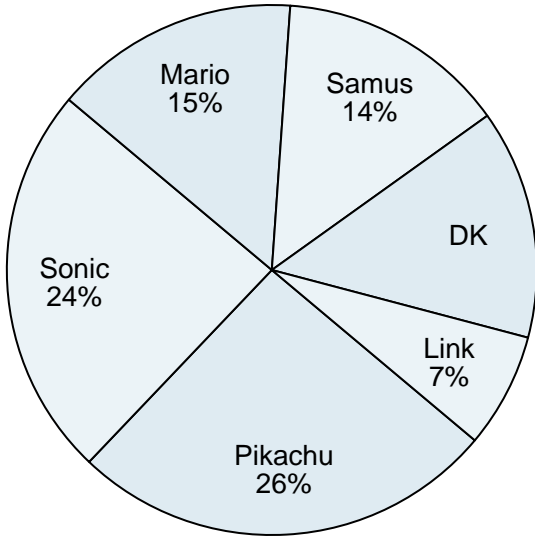
Favorite Pizza Topping





Use the graph to solve.

Favorite Game Character



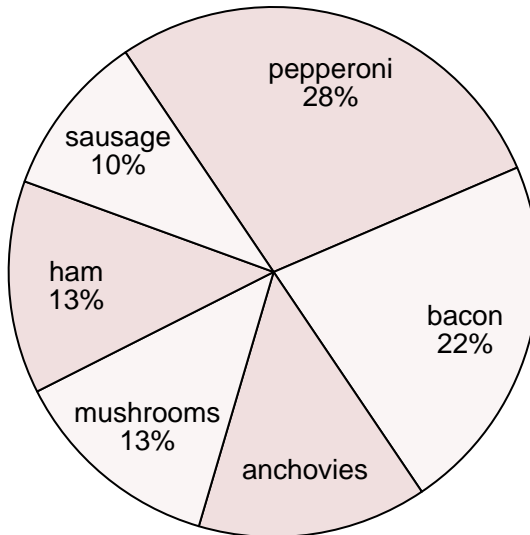
- 1) Which character was the most popular?
- 2) Which character was the least popular?
- 3) What percent of people said ham was their favorite?
- 4) What percent of people said either mushrooms or anchovies was their favorite?
- 5) Which two characters did about half the people say was their favorite?

Answers

1. \_\_\_\_\_
2. \_\_\_\_\_
3. \_\_\_\_\_
4. \_\_\_\_\_
5. \_\_\_\_\_
6. \_\_\_\_\_
7. \_\_\_\_\_
8. \_\_\_\_\_
9. \_\_\_\_\_
10. \_\_\_\_\_

- 6) Which topping was the most popular?
- 7) Which topping was the least popular?
- 8) What percent of people said anchovies was their favorite?
- 9) What percent of people said either mushrooms or ham was their favorite?
- 10) Which two toppings did about half the people like the best?

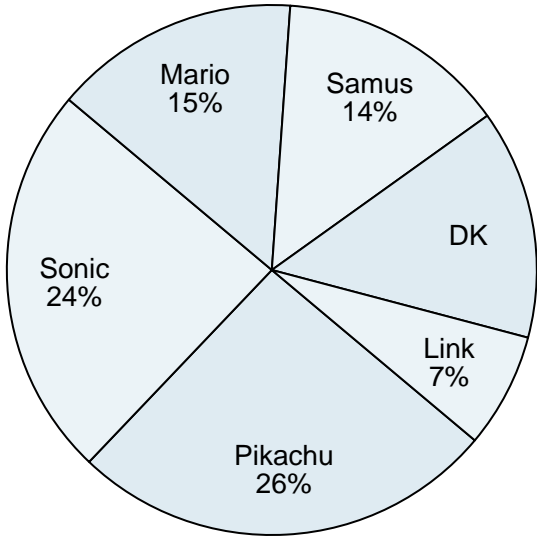
Favorite Pizza Topping





Use the graph to solve.

Favorite Game Character



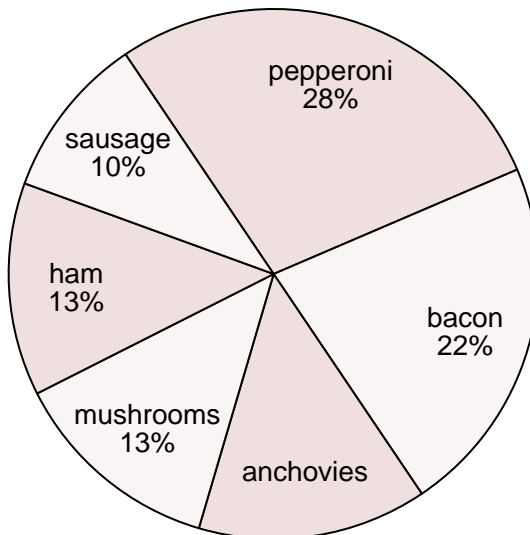
- 1) Which character was the most popular?
- 2) Which character was the least popular?
- 3) What percent of people said ham was their favorite?
- 4) What percent of people said either mushrooms or anchovies was their favorite?
- 5) Which two characters did about half the people say was their favorite?

Answers

1. bacon
2. Mario
3. 13%
4. 31%
5. bacon & Pikachu
6. pepperoni
7. sausage
8. 14%
9. 26%
10. pepperoni & bacon

- 6) Which topping was the most popular?
- 7) Which topping was the least popular?
- 8) What percent of people said anchovies was their favorite?
- 9) What percent of people said either mushrooms or ham was their favorite?
- 10) Which two toppings did about half the people like the best?

Favorite Pizza Topping








Use the graph to solve.

Favorite Pizza Topping



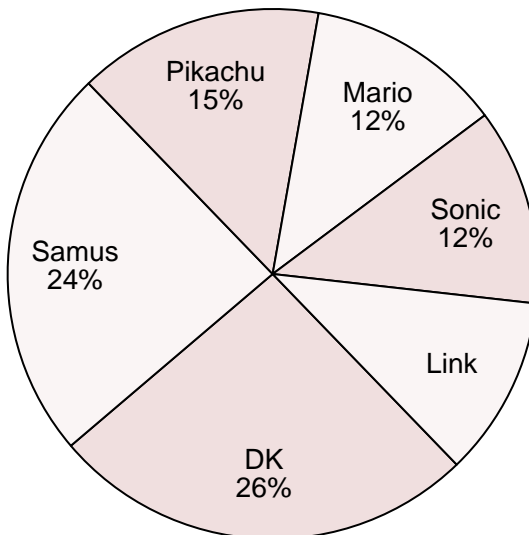
- 1) Which topping was the most popular?
- 2) Which topping was the least popular?
- 3) What percent of people said anchovies was their favorite?
- 4) What percent of people said either ham or bacon was their favorite?
- 5) Which two toppings did about half the people like the best?

Answers

1. \_\_\_\_\_
2. \_\_\_\_\_
3. \_\_\_\_\_
4. \_\_\_\_\_
5. \_\_\_\_\_
6. \_\_\_\_\_
7. \_\_\_\_\_
8. \_\_\_\_\_
9. \_\_\_\_\_
10. \_\_\_\_\_

- 6) Which character was the most popular?
- 7) Which character was the least popular?
- 8) What percent of people said Link was their favorite?
- 9) What percent of people said either Pikachu or Mario was their favorite?
- 10) Which two characters did about half the people say was their favorite?


Favorite Game Character





Use the graph to solve.

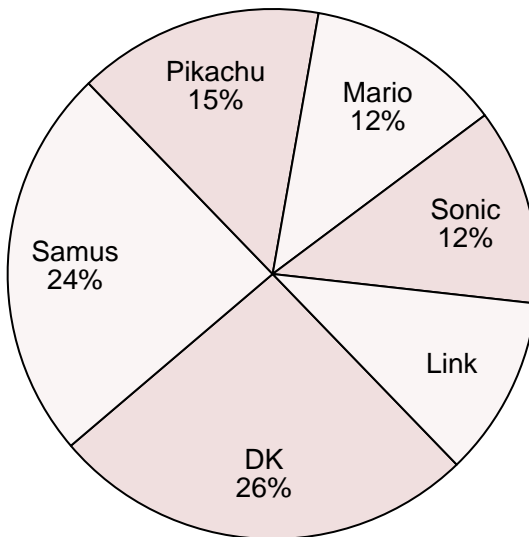
Favorite Pizza Topping



- 1) Which topping was the most popular?
- 2) Which topping was the least popular?
- 3) What percent of people said anchovies was their favorite?
- 4) What percent of people said either ham or bacon was their favorite?
- 5) Which two toppings did about half the people like the best?

- 6) Which character was the most popular?
- 7) Which character was the least popular?
- 8) What percent of people said Link was their favorite?
- 9) What percent of people said either Pikachu or Mario was their favorite?
- 10) Which two characters did about half the people say was their favorite?

Favorite Game Character



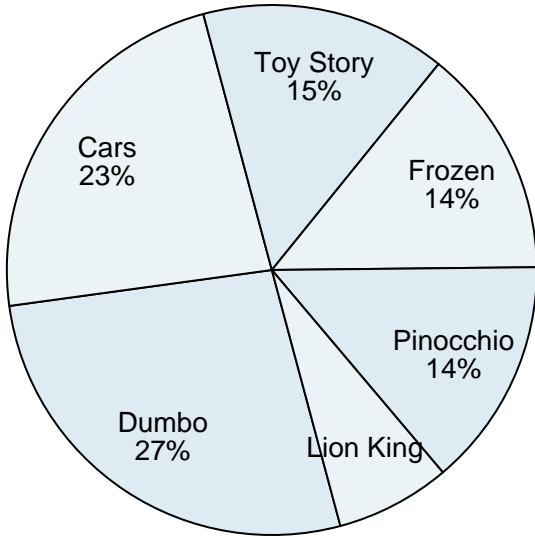
Answers

1. **ham**
2. **bacon**
3. **13%**
4. **40%**
5. **ham & mushrooms**
6. **DK**
7. **Link**
8. **11%**
9. **27%**
10. **DK & Samus**



Use the graph to solve.

Favorite Disney Movie



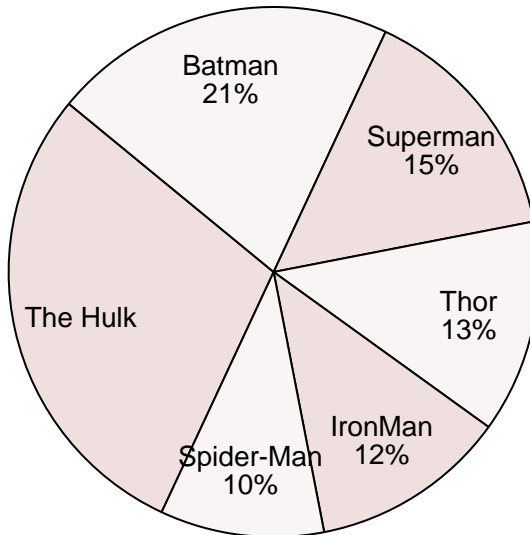
- 1) Which movie was the most popular?
- 2) Which movie was the least popular?
- 3) What percent of people said Link was their favorite?
- 4) What percent of people said either Sonic or Samus was their favorite?
- 5) Which two movies did about half the people say was their favorite?

Answers

1. \_\_\_\_\_
2. \_\_\_\_\_
3. \_\_\_\_\_
4. \_\_\_\_\_
5. \_\_\_\_\_
6. \_\_\_\_\_
7. \_\_\_\_\_
8. \_\_\_\_\_
9. \_\_\_\_\_
10. \_\_\_\_\_

- 6) Which hero was the most popular?
- 7) Which hero was the least popular?
- 8) What percent of people said The Hulk was their favorite?
- 9) What percent of people said either Superman or Batman was their favorite?
- 10) Which two heroes did about half the people say was their favorite?

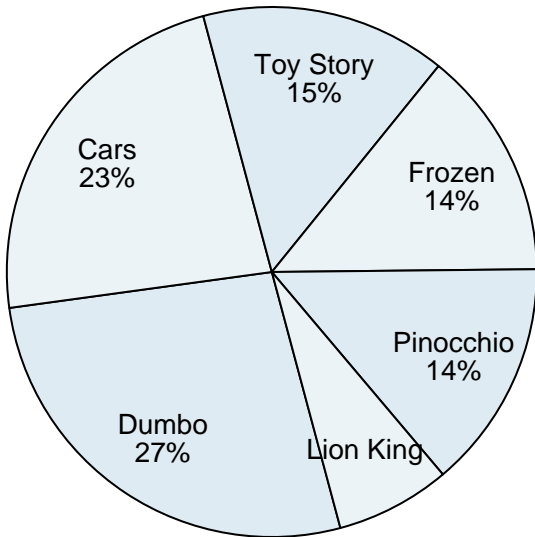
Favorite Superhero





Use the graph to solve.

Favorite Disney Movie



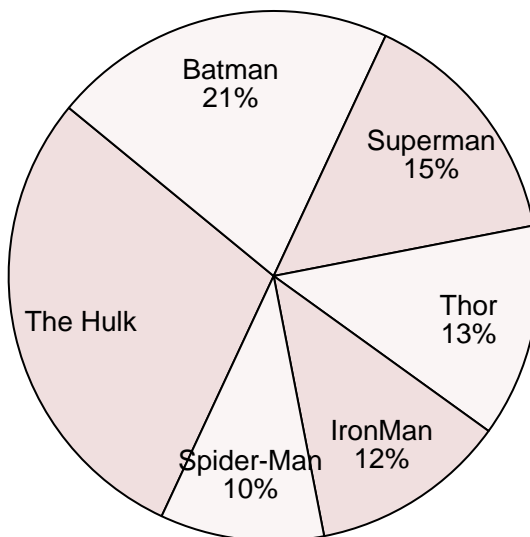
- 1) Which movie was the most popular?
- 2) Which movie was the least popular?
- 3) What percent of people said Link was their favorite?
- 4) What percent of people said either Sonic or Samus was their favorite?
- 5) Which two movies did about half the people say was their favorite?

Answers

1. Dumbo
2. Toy Story
3. 11%
4. 36%
5. Dumbo & DK
6. The Hulk
7. Spider-Man
8. 29%
9. 36%
10. The Hulk & Batman

- 6) Which hero was the most popular?
- 7) Which hero was the least popular?
- 8) What percent of people said The Hulk was their favorite?
- 9) What percent of people said either Superman or Batman was their favorite?
- 10) Which two heroes did about half the people say was their favorite?

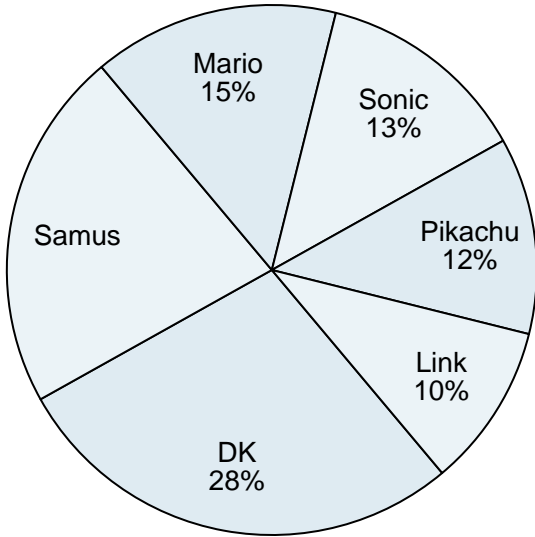
Favorite Superhero





Use the graph to solve.

Favorite Game Character



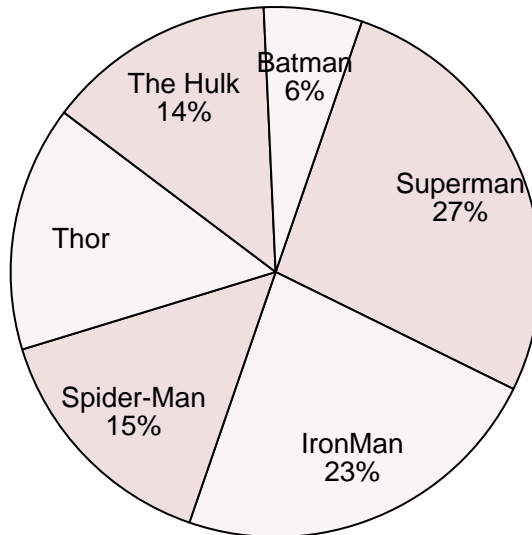
- 1) Which character was the most popular?
- 2) Which character was the least popular?
- 3) What percent of people said The Hulk was their favorite?
- 4) What percent of people said either The Hulk or Batman was their favorite?
- 5) Which two characters did about half the people say was their favorite?

Answers

1. \_\_\_\_\_
2. \_\_\_\_\_
3. \_\_\_\_\_
4. \_\_\_\_\_
5. \_\_\_\_\_
6. \_\_\_\_\_
7. \_\_\_\_\_
8. \_\_\_\_\_
9. \_\_\_\_\_
10. \_\_\_\_\_

- 6) Which hero was the most popular?
- 7) Which hero was the least popular?
- 8) What percent of people said Thor was their favorite?
- 9) What percent of people said either Superman or IronMan was their favorite?
- 10) Which two heroes did about half the people say was their favorite?

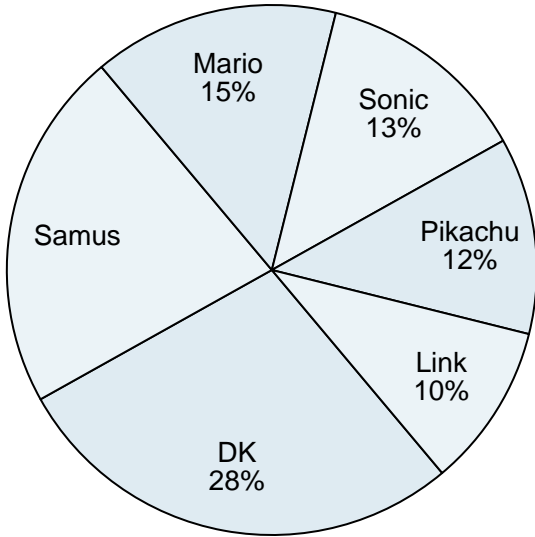
Favorite Superhero





Use the graph to solve.

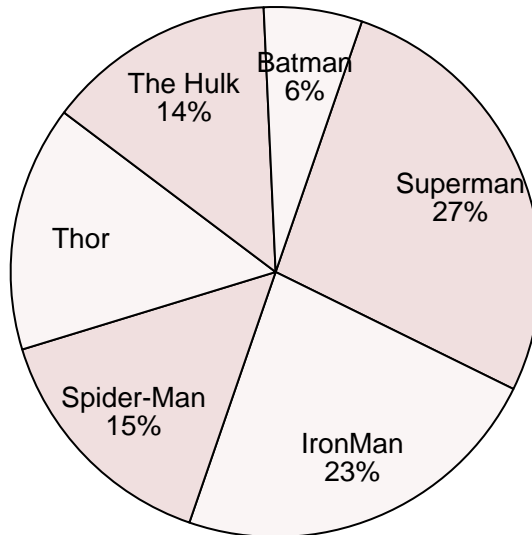
Favorite Game Character



- 1) Which character was the most popular?
- 2) Which character was the least popular?
- 3) What percent of people said The Hulk was their favorite?
- 4) What percent of people said either The Hulk or Batman was their favorite?
- 5) Which two characters did about half the people say was their favorite?

- 6) Which hero was the most popular?
- 7) Which hero was the least popular?
- 8) What percent of people said Thor was their favorite?
- 9) What percent of people said either Superman or IronMan was their favorite?
- 10) Which two heroes did about half the people say was their favorite?

Favorite Superhero




Answers

1. **The Hulk**
2. **Mario**
3. **29%**
4. **50%**
5. **The Hulk & DK**
6. **Superman**
7. **Batman**
8. **15%**
9. **50%**
10. **Superman & IronMan**



Use the graph to solve.

Time Spent on Homework



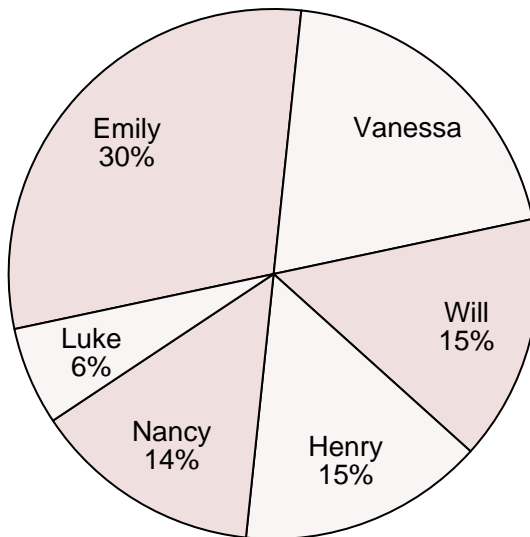
- 1) The most time was spent on which subject?
- 2) The least time was spent on which subject?
- 3) What percent of the time was spent working on Thor?
- 4) What is the combined amount of time spent on IronMan and Spider-Man?
- 5) Which two subjects accounted for about half the time spent?

**Answers**

1. \_\_\_\_\_
2. \_\_\_\_\_
3. \_\_\_\_\_
4. \_\_\_\_\_
5. \_\_\_\_\_
6. \_\_\_\_\_
7. \_\_\_\_\_
8. \_\_\_\_\_
9. \_\_\_\_\_
10. \_\_\_\_\_

- 6) Who won the election?
- 7) Who got the least number of votes?
- 8) What percent of people voted for Vanessa?
- 9) What percent of people voted for either Vanessa or Luke?
- 10) Which two candidates had about half the votes?


Class Election Results





Use the graph to solve.

Time Spent on Homework



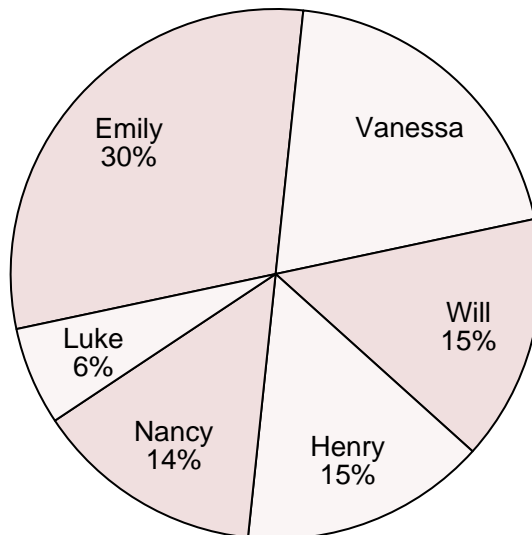
- 1) The most time was spent on which subject?
- 2) The least time was spent on which subject?
- 3) What percent of the time was spent working on Thor?
- 4) What is the combined amount of time spent on IronMan and Spider-Man?
- 5) Which two subjects accounted for about half the time spent?

Answers

1. english
2. Thor
3. 15%
4. 38%
5. english & Superman
6. Emily
7. Luke
8. 20%
9. 26%
10. Emily & Vanessa

- 6) Who won the election?
- 7) Who got the least number of votes?
- 8) What percent of people voted for Vanessa?
- 9) What percent of people voted for either Vanessa or Luke?
- 10) Which two candidates had about half the votes?

Class Election Results

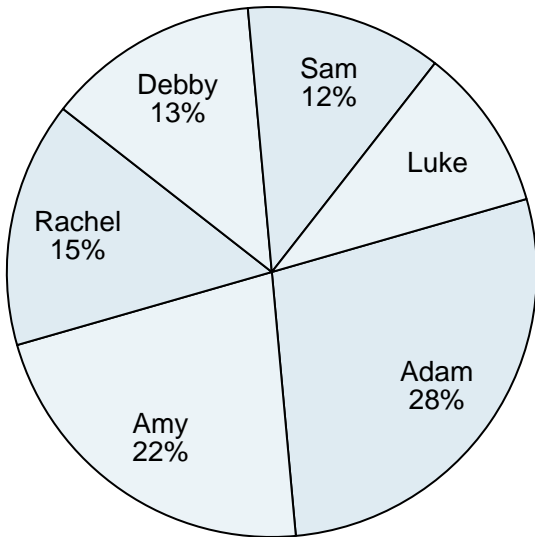






Use the graph to solve.

Class Election Results



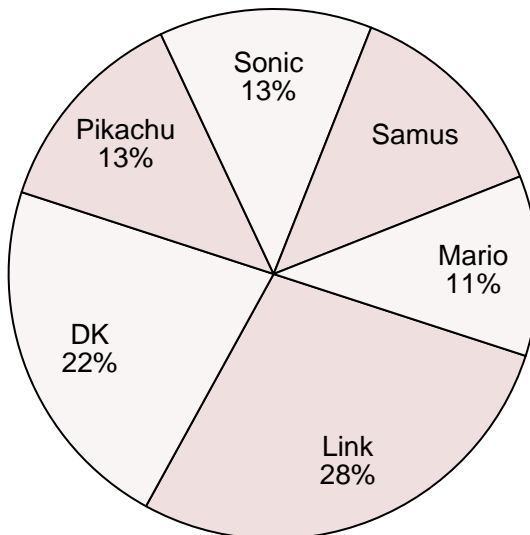
- 1) Who won the election?
- 2) Who got the least number of votes?
- 3) What percent of people voted for Vanessa?
- 4) What percent of people voted for either Henry or Luke?
- 5) Which two candidates had about half the votes?

Answers

1. \_\_\_\_\_
2. \_\_\_\_\_
3. \_\_\_\_\_
4. \_\_\_\_\_
5. \_\_\_\_\_
6. \_\_\_\_\_
7. \_\_\_\_\_
8. \_\_\_\_\_
9. \_\_\_\_\_
10. \_\_\_\_\_

- 6) Which character was the most popular?
- 7) Which character was the least popular?
- 8) What percent of people said Samus was their favorite?
- 9) What percent of people said either Link or Sonic was their favorite?
- 10) Which two characters did about half the people say was their favorite?

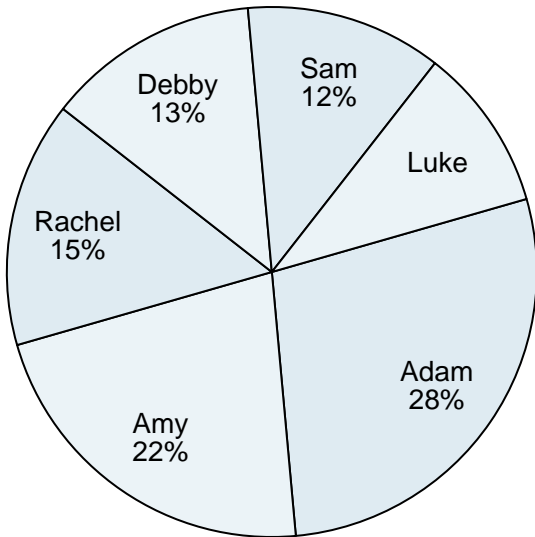
Favorite Game Character





Use the graph to solve.

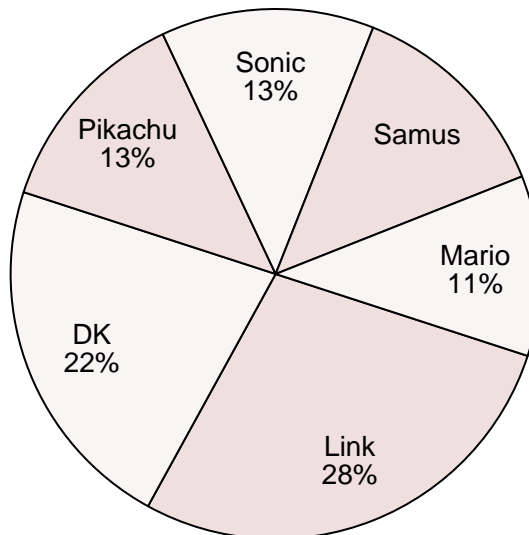
Class Election Results



- 1) Who won the election?
- 2) Who got the least number of votes?
- 3) What percent of people voted for Vanessa?
- 4) What percent of people voted for either Henry or Luke?
- 5) Which two candidates had about half the votes?

- 6) Which character was the most popular?
- 7) Which character was the least popular?
- 8) What percent of people said Samus was their favorite?
- 9) What percent of people said either Link or Sonic was their favorite?
- 10) Which two characters did about half the people say was their favorite?

Favorite Game Character



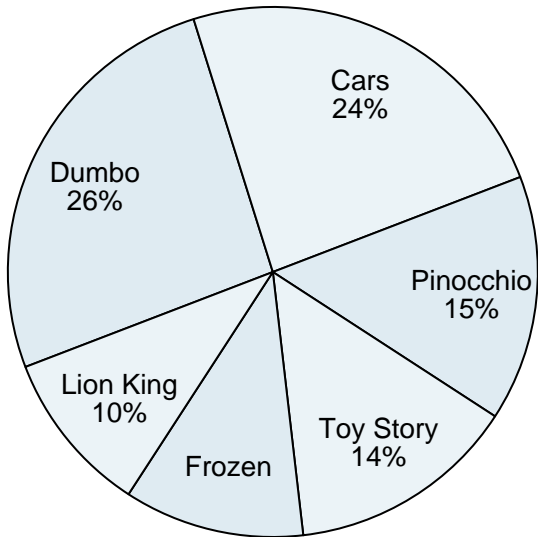
Answers

1. **Emily**
2. **Henry**
3. **20%**
4. **25%**
5. **Emily & Adam**
6. **Link**
7. **Mario**
8. **13%**
9. **41%**
10. **Link & DK**



Use the graph to solve.

Favorite Disney Movie



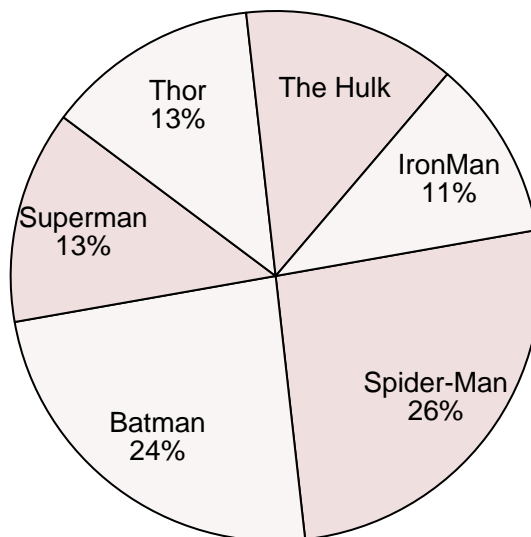
- 1) Which movie was the most popular?
- 2) Which movie was the least popular?
- 3) What percent of people said Samus was their favorite?
- 4) What percent of people said either DK or Samus was their favorite?
- 5) Which two movies did about half the people say was their favorite?

Answers

1. \_\_\_\_\_
2. \_\_\_\_\_
3. \_\_\_\_\_
4. \_\_\_\_\_
5. \_\_\_\_\_
6. \_\_\_\_\_
7. \_\_\_\_\_
8. \_\_\_\_\_
9. \_\_\_\_\_
10. \_\_\_\_\_

- 6) Which hero was the most popular?
- 7) Which hero was the least popular?
- 8) What percent of people said The Hulk was their favorite?
- 9) What percent of people said either Thor or Superman was their favorite?
- 10) Which two heroes did about half the people say was their favorite?

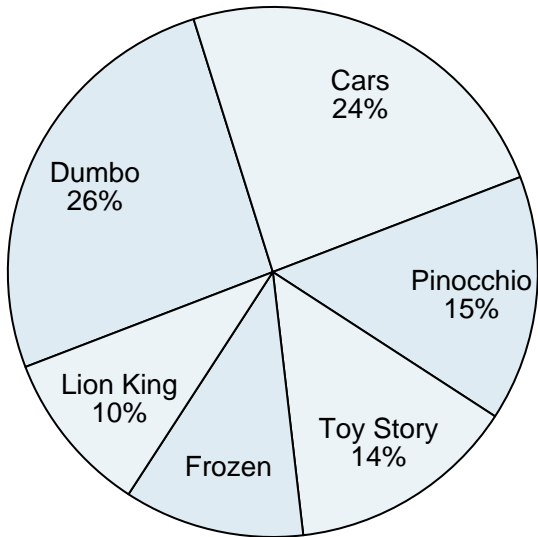
Favorite Superhero





Use the graph to solve.

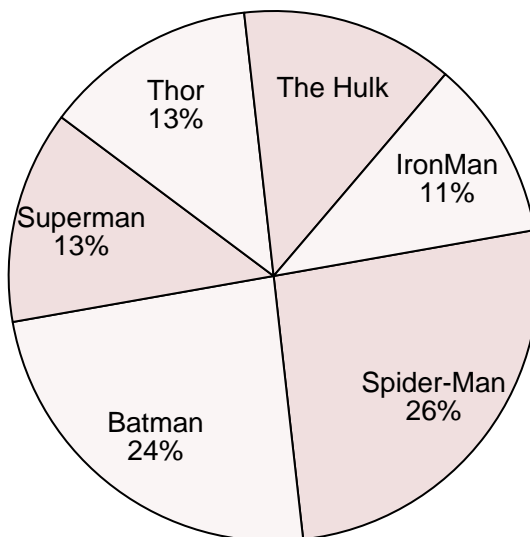
Favorite Disney Movie



- 1) Which movie was the most popular?
- 2) Which movie was the least popular?
- 3) What percent of people said Samus was their favorite?
- 4) What percent of people said either DK or Samus was their favorite?
- 5) Which two movies did about half the people say was their favorite?

- 6) Which hero was the most popular?
- 7) Which hero was the least popular?
- 8) What percent of people said The Hulk was their favorite?
- 9) What percent of people said either Thor or Superman was their favorite?
- 10) Which two heroes did about half the people say was their favorite?

Favorite Superhero



Answers

1. Link
2. Toy Story
3. 13%
4. 35%
5. Link & Dumbo
6. Spider-Man
7. IronMan
8. 13%
9. 26%  
Spider-Man & Batman
10. Spider-Man & Batman